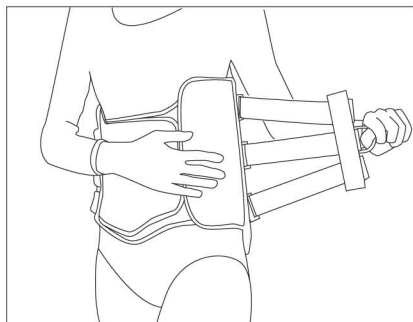


SpinaLoc Spinal Orthosis

Orthosis Donning Instructions

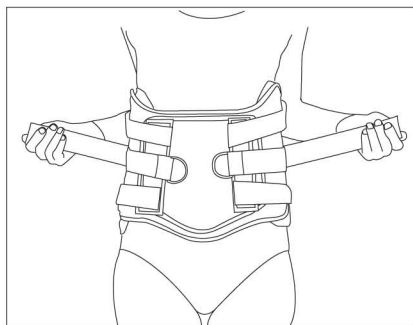
Step 1

While standing, place the front panel so it is centered over the abdomen. The plastic on the back panel should fit in the low back area and centered equally from side to side. Secure the side closures from the back to the front panel.



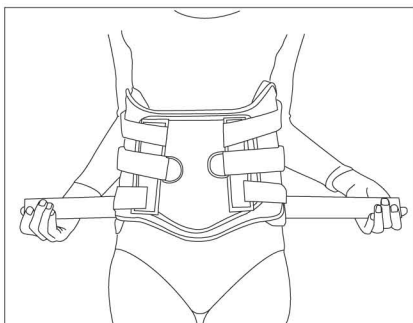
Step 2

Each closure is made up of three adjustable straps. The two middle straps, from the right and left closures, should be tightened first simultaneously.



Step 3

The bottom two straps, from the right and left closures, should be tightened next.



Step 4

The top two straps, from the right and left closures, should be tightened last.

Note:

For maximum support steps 2-4 should be done with the wearer laying down (supine) while tightening the straps.

